

rgsenergy

January 27, 2025

Abstract

This task performs energy calibrations on RGS telemetry. The input dataset is an event list created by `rgsframes` and is modified by the addition of the PI column to the `PIXELS` table.

1 Instruments/Modes

Instrument	Mode
RGS	Spectroscopy
RGS	High Time Resolution


2 Use

pipeline processing	yes
interactive analysis	yes

3 Description

This task calibrates the telemetered RGS pixel energies. It operates on a CCD-specific raw event list created by task `rgsframes` and adds the PI column to the `PIXELS` table. The calibration consists of three corrective procedures performed in sequence: offset correction, gain correction, and CTI correction. The CAL Handbook describes each procedure in detail. The offset correction can use static calibration data from the CCF (one value per CCD and node by each RGS), but also dynamic offset data derived from the diagnostic images can be used for subtraction. There are two methods available:

- Using averaged diagnostic images derived from three consecutive orbits, including the one corresponding to the data (parameter `withdiagoffset`). In this case the subtraction is performed pixel by pixel. This is the method considered as most accurate, due to the offset modulations observed with time within a CCD and node.
- Using any diagnostic data for derivation of one value per CCD and node (parameter `withoffset`).



The method used for offset correction is flagged in the keyword "OFFSCORR" in each EXPOSURE extension of the events file (either as "CCDNODE" or "PIX2PIX", corresponding to the one value or pixel by pixel subtraction, respectively).

For diagnostic purposes the gain and CTI corrections can be disabled independently (parameters `withgain` and `withcti`).

Throughout this document a † marks items that do not apply to HTR mode data and a ‡ marks items that apply only to HTR mode data.

4 Parameters

This section documents the parameters recognized by this task (if any).

Parameter	Mand	Type	Default	Constraints
-----------	------	------	---------	-------------

<code>ccdset</code>	yes	dataset	events.ds	
---------------------	-----	---------	-----------	--

A CCD-specific event list from `rgsframes`.

<code>withoffset</code>	no	boolean	no	
-------------------------	----	---------	----	--

Enables override of the static energy offset calibration data, using a data file (parameter `offset`) such as produced by task `rgsoffsetcalc`.

<code>offset</code>	no	dataset	offset.ds	
---------------------	----	---------	-----------	--

Energy offset calibration override data, enabled by parameter `withoffset`.

<code>withdiagoffset</code>	no	boolean	yes	
-----------------------------	----	---------	-----	--


Performs the offset calibration by subtracting pixel by pixel offset values obtained from averaging diagnostic data over three consecutive orbits, including the one corresponding to the data. The average diagnostic offset files (`rrrr_ooooooooo_R[1][2]X000000OFX.FIT`) have to be included in the ODF.

<code>withgain</code>	no	boolean	yes	
-----------------------	----	---------	-----	--

Enables gain correction.

<code>withcti</code>	no	boolean	yes	
----------------------	----	---------	-----	--

Enables CTI correction.



5 Errors

This section documents warnings and errors generated by this task (if any). Note that warnings and errors can also be generated in the SAS infrastructure libraries, in which case they would not be documented here. Refer to the index of all errors and warnings available in the HTML version of the SAS documentation.

6 Input Files

- **ccdset**

The following tables are required from the input dataset, which is expected to have been created by **rgsframes**.

- **EXPOSURE**

Required columns:

FRAME	int32	frame identifier
TIME	real64	timestamp

- **PIXELS**

Required attributes:

WINDOWX0	WINDOWY0	telemetry window: origin (node coordinates)
WINDOWDX	WINDOWDY	telemetry window: dimensions
RAWY [†]		nominal readout row in HTR mode

Required columns:

FRAME	int32	frame identifier
RAWX	RAWY [†]	int16 coordinates
ENERGY	int16	uncalibrated energy
CCDNODE	int8	node identifier
SHAPE [†]	int8	shape code
GRADE [†]	int8	number of pixels

- **offset**


CCF component containing RGS energy offset correction override data. See **rgsoffsetcalc** for further details.

7 Output Files

- **ccdset**

The input dataset is modified by the addition of one column to the PIXELS table:

PI	real32	calibrated energy
----	--------	-------------------



8 Algorithm

```
temporary column: TIME = EXPOSURE:FRAME[0]
FOR EACH i,j such that (FRAME[i] == EXPOSURE:FRAME[j]):
    TIME[i] = EXPOSURE:TIME[j]

new column: PI
IF (datamode == Spectroscopy):
    PI = EnergyCorrector::offsetCorrect(TIME,RAWX,RAWY,SHAPE,CCDNODE,ENERGY)
ELSE:
    PI = EnergyCorrector::offsetCorrect(TIME,RAWX,CCDNODE,ENERGY)

IF (*withgain):
    PI = EnergyCorrector::gainCorrect(TIME,CCDNODE,PI)

IF (*withcti):
    temporary column: SEP = 1000
    IF (datamode == Spectroscopy):
        PI = CtiCorrector::ctiCorrect(TIME,RAWX,RAWY,SHAPE,SEP,CCDNODE,PI)
    ELSE:
        PI = CtiCorrector::ctiCorrect(TIME,RAWX,RAWY,CCDNODE,PI)
```

9 Comments

References